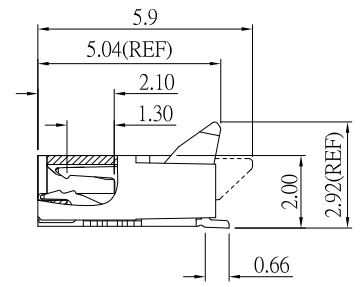
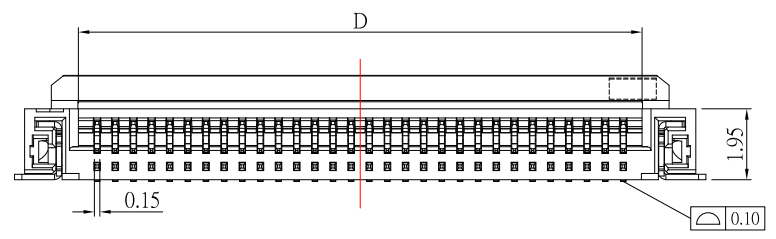


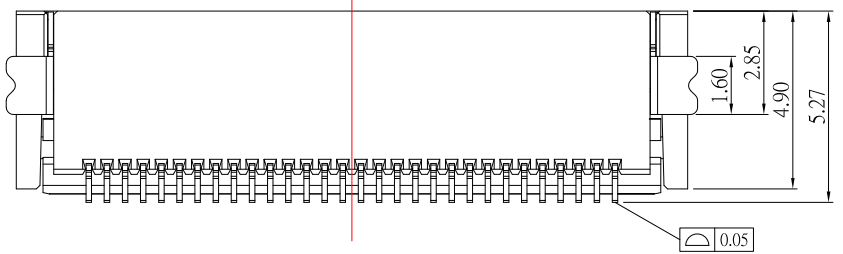
RECOMMENDED FFC/FPC DIM.

RECOMMEND PCB LAYOUT



NO. DIM Positions	A	B	C	D
6	2.50	6.50	7.05	3.55
8	3.50	7.50	8.05	4.55
9	4.00	8.00	8.55	5.05
10	4.50	8.50	9.05	5.55
12	5.50	9.50	10.05	6.55
13	6.00	10.00	10.55	7.05
14	6.50	10.50	11.05	7.55
15	7.00	11.00	11.55	8.05
16	7.50	11.50	12.05	8.55
18	8.50	12.50	13.05	9.55
20	9.50	13.50	14.05	10.55
22	10.50	14.50	15.05	11.55
24	11.50	15.50	16.05	12.55
25	12.00	16.00	16.55	13.05
28	13.50	17.50	18.05	14.55
30	14.50	18.50	19.05	15.55
31	15.00	19.00	19.55	16.05
32	15.50	19.50	20.05	16.55
34	16.50	20.50	21.05	17.55
36	17.50	21.50	22.05	18.55
40	19.50	23.50	24.05	20.55
42	20.50	24.50	25.05	21.55
45	22.00	26.00	26.55	23.05
50	24.50	28.50	29.05	25.55
54	26.50	30.50	31.05	27.55
60	29.50	33.50	34.05	30.55
80	39.50	43.50	44.05	40.55

- NOTES:
- MATERIAL:
 - HOUSING: LCP,NATURAL
 - COVER: LCP,BLACK
 - CONTACT: PHOSPHOR BRONZE
 - STATOR: BRASS
 - PLATING:
 - CONTACT: GOLD PLATED ON NICKEL OVERALL
 - STATOR: TIN PLATED



12	更新PIN數選項	Jack	090424
11	新增FFC/FPC尺寸	Jack	010920
10	更新HOUSING顏色和CONTACT鍍層	Jack	061622
9	更新圖面	Jack	080621
ITEM NO.	DESCRIPTION	DRAWN	DATE



TOLERANCE UNLESS OTHERWISE STATED: Up to 5 ±0.2, Above 5 ~ 15 ±0.3, Above 15 ~ 30 ±0.4, Above 30 ~ 50 ±0.5, Angle ±0.3

3RD. ANGEL'S

UNITS MM

DRAWN BY:	DATE	MAT'L	TITLE	CONNECTOR
Jack Lu	09/04/24	FINISH	MODLE	FPC 0.5PH H:2.0mm 後掀式
CHECKED BY:	DATE	SCALE	DWG NO.	FPC05L-20xx-C-S304
Jacky Chen	09/04/24	1 : 1	PART NO.	FPC05L-20xx-C-S304
APPROVED BY:	DATE	SHEET NO.	1 of 1	
Tony Kao	09/04/24			